

Marik's Primer of Differential Diagnoses

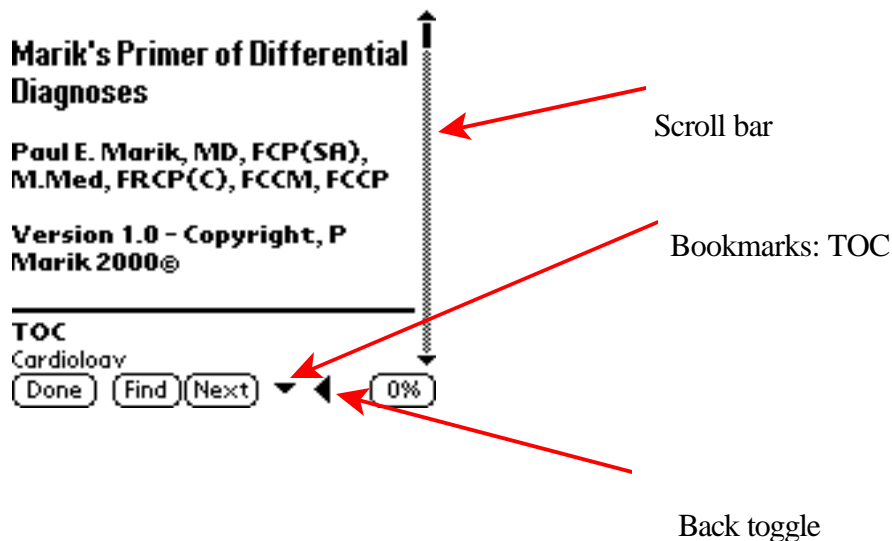
Short Users Guide.

NB: Please review the Navigation section in detail.

Requirements: A Palm, a functional cerebral cortex and the *iSilo reader*. The iSilo reader can be obtained from the Silo web site at <http://www.isilo.com>. I recommend you pay the small fee (\$12) for the registered version. This is the best Doc reader around.

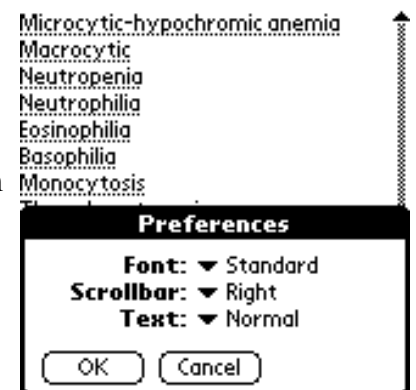
Author: Please direct all comments and suggestions to the author Paul Marik, MD at pmarik@erols.com

Purpose: The intended use of the Primer of Differential Diagnosis is as an aid for teaching rounds and morning report and in evaluating the differential diagnoses of clinical findings.



Navigation: There are 5 methods of getting around in the documents and finding the topic of interest, namely:

i) *Scroll Bar*. Setting up the navigation bar. Choose *Preferences* from the Menu then activate the scrollbar on the right. The scroll bar scrolls rapidly up and down the document.

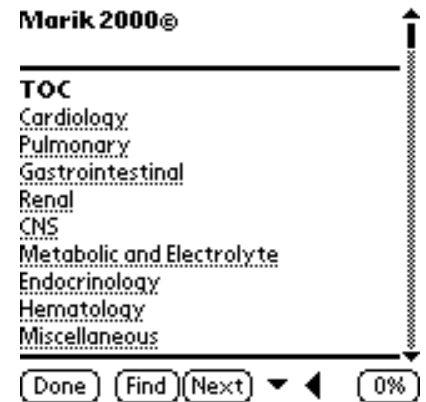


ii) *Screen Tap*: Tap anywhere (except a hyperlink) on the lower half of the screen to scroll down (line by line) and on the upper half of the screen to scroll up.

iii) *Bookmark TOC*: Tap of the **Bookmarks** to bring up the Table of Contents (TOC). This is a must for navigation. The bookmarks can be activated at any position in the document.

iv) *Hypertext links*: The distinction of iSilo is the ability to use hypertext links (underlined words) for navigation. Tap on a hypertext link to jump to that topic.

iv) *Back/Forward jumps*: Press on the Back or Forward arrows to switch between topics.



Hope you find this e-book useful.

Paul Marik, MD